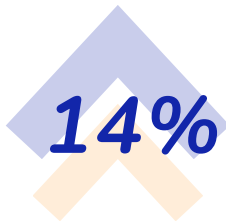
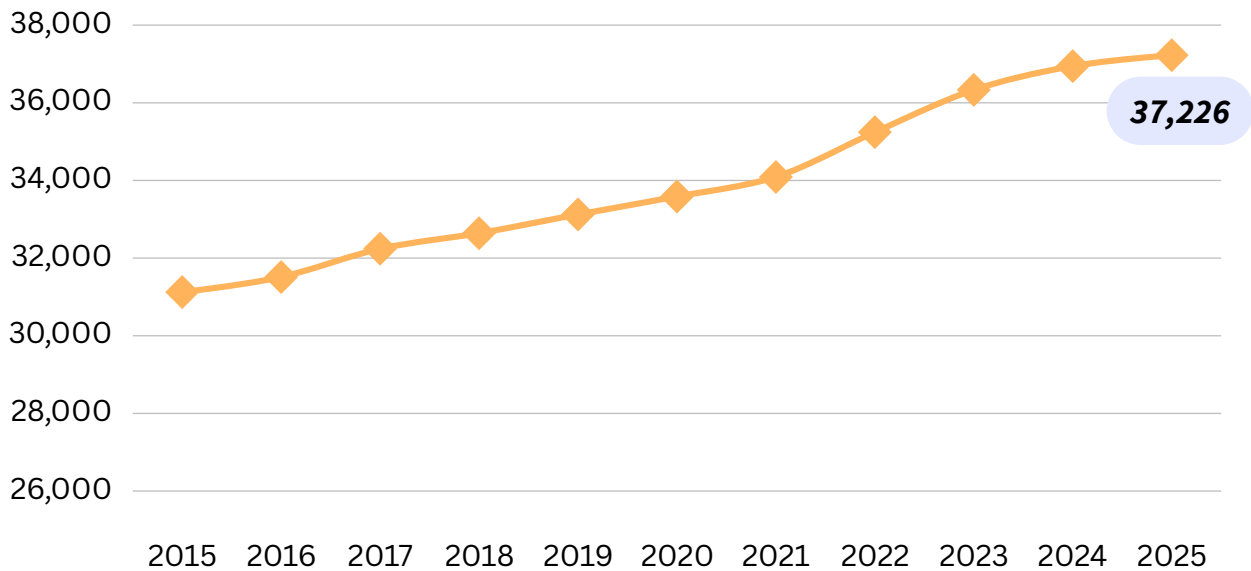


Fort Erie

Population Trends, 2015-2025

Fort Erie’s population grew by ~2% annually and has grown by 20% over the past 10 years. From tax filers data, the median total income (individual) for Fort Erie in 2022 was \$34,010.

Figure 1. Annual Population Estimates



annual increase of 10 permanent resident admissions

	2022 Income
Families	\$83,800
Individual	\$34,010

Job Demand and Wages, 2025

Job Posts and Employers

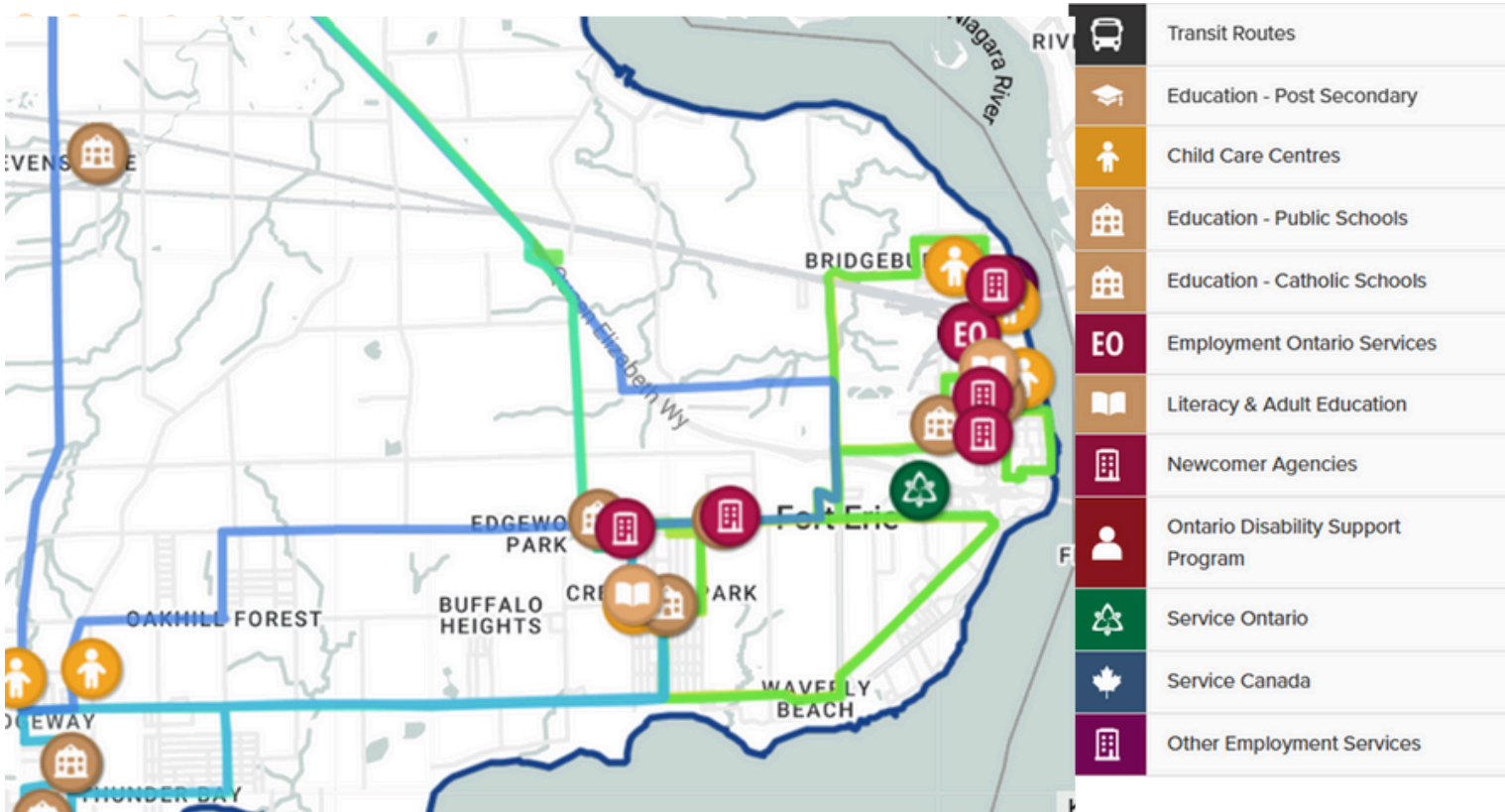
Data from Jan-Dec 2025 shows that there were a total of 1,695 new job posts and 411 companies hiring in Fort Erie. In-demand occupations include food service jobs, cooks, and home/personal support workers.



In-Demand Occupations

Occupation	Job Posts	Median Wages
Food service jobs	84	\$17.60
Cooks	65	\$18.00
Home support workers, caregivers & related	64	\$22.00
Retail salespersons & visual merchandisers	50	\$17.60
Store shelf stockers, clerks & order fillers	39	\$17.60

Asset Map



- **Transit routes**
- **Child-care centers** (ACW: John Brant, Stevensville, Boys and Girls Club of Niagara: Fort Erie, St. Joseph, Boyuan Children’s Home, Fort Erie Co-operative Nursery School, Fort Erie Native Cultural Centre – Aboriginal Head Start Program, Fort Erie Regional Child Care Centre, Top of the Ridge Day Care, Turtle Club Day Care, Under the Rainbow – Wakanioten Child Care, YMCA – Child Care St. Philomena)
- **Education** – Public schools (DSBN JK-8: Stevensville, Peace Bridge, John Brant, Garrison Road, Greater Fort Erie Secondary)
- **Education** – Catholic schools (St. Philomena, St. Joseph, St. George, Our Lady of Victor)
- **Employment Ontario Services** (Job Gym Employment Services)
- **Literacy & Basic Skills** - Adult education (Fort Erie Native Friendship Centre – Training & Education Services, Adult Literacy Council of Greater Fort Erie, St. John South Adult Learning Centre (NCDSB))
- **Newcomer Agencies** (Fort Erie Multicultural Centre, Casa El Norte, Matthew House, Bridges Community Health Centre)
- **Ontario Disability Support Program/Ontario Works** (Fort Erie Ontario Works)
- **Service Ontario and Service Canada**
- **Other employment services** (Fort Erie Multicultural Centre, Fort Erie Native Friendship Employment and Training Services, Canadian Mental Health Association – Real Work Program)

Sources

- Statistics Canada. Table 17-10-0155-01 Population estimates, July 1, by census subdivision, 2021 boundaries
- IRCC (2025). Monthly Updates.
 - **Note:** *Annual admission of permanent residents reflects the change between 2023-2024.*
- Statistics Canada. F-01: Summary census family income table, 2022. Data accessed through the [Community Data Program](#).
 - **Individual median total income:** includes non-family persons (not part of a census family or economic family. Includes individuals living alone, those living with non-family relatives, or those living with other non-family persons).
- Workforce Collective (2025). Job Board Data Aggregator.
- Job Bank of Canada (2025). Wage Reports:
<https://www.jobbank.gc.ca/wagereport/occupation/17215>
 - **Note:** *Hourly wages were taken from the Job Bank of Canada and reflects the Niagara-Hamilton Economic Region. Data were collected in 2023-2024.*
- **Asset Map:** Workforce Collective (2025). Jobs Map. <https://workforcecollective.ca/map/>

