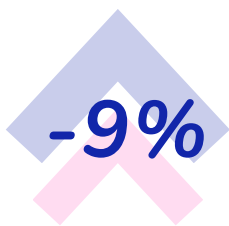
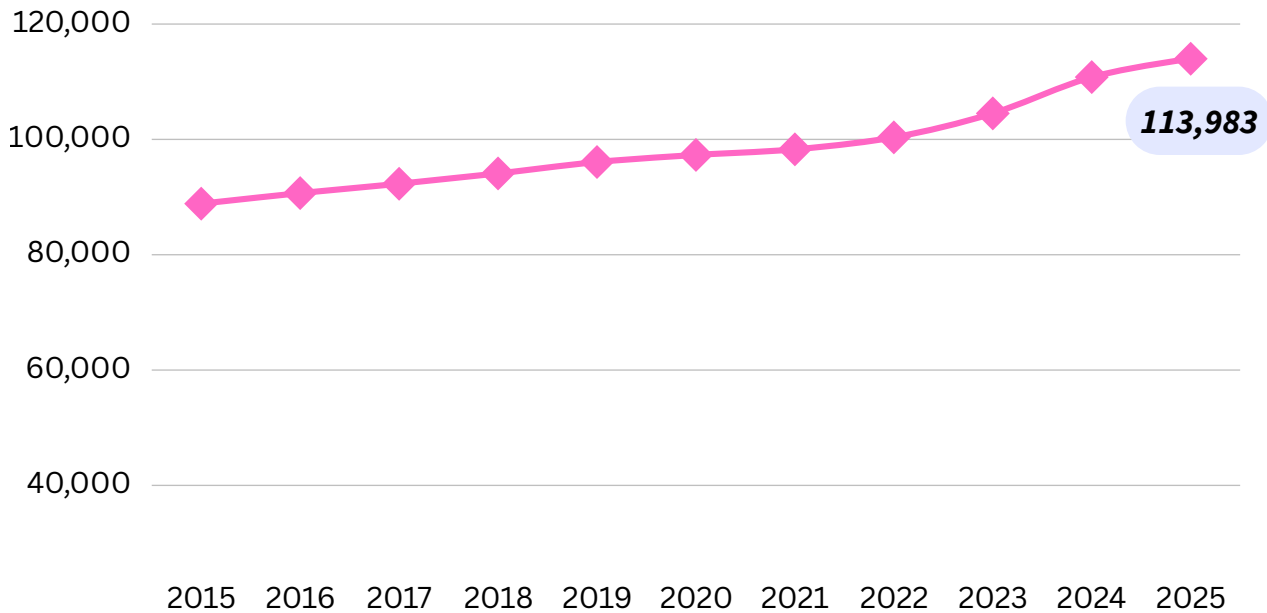


# Niagara Falls

## Population Trends, 2015-2025

Niagara Falls' population grew by 2.9% annually and has grown by 28.3% over the past 10 years. From tax filers data, the median total income (individual) for Niagara Falls in 2022 was \$33,320.

Figure 1. Annual Population Estimates



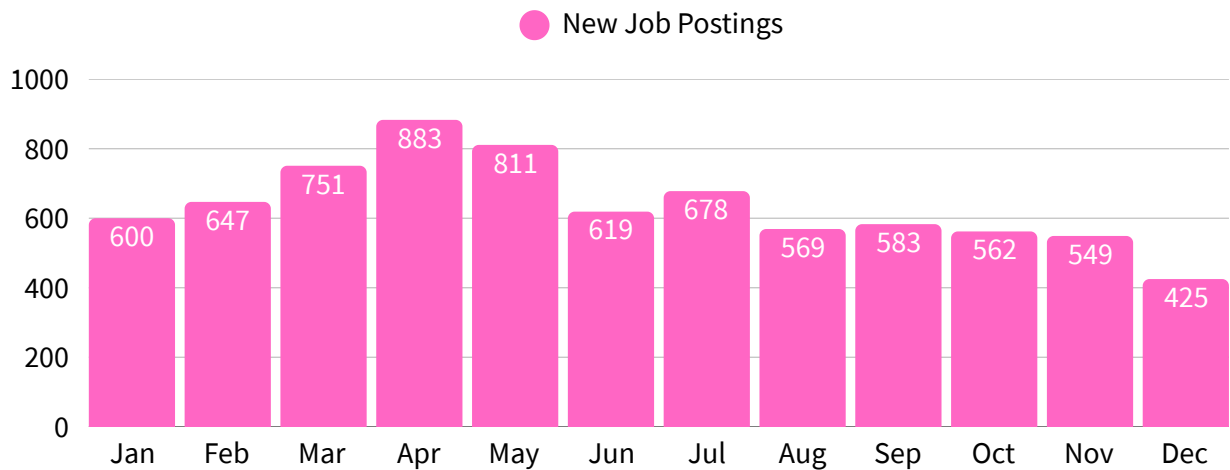
*annual decline of 110 permanent resident admissions*

	2022 Income
Families	\$86,710
Individual	\$33,320

# Job Demand and Wages

## Job Posts and Employers, 2025

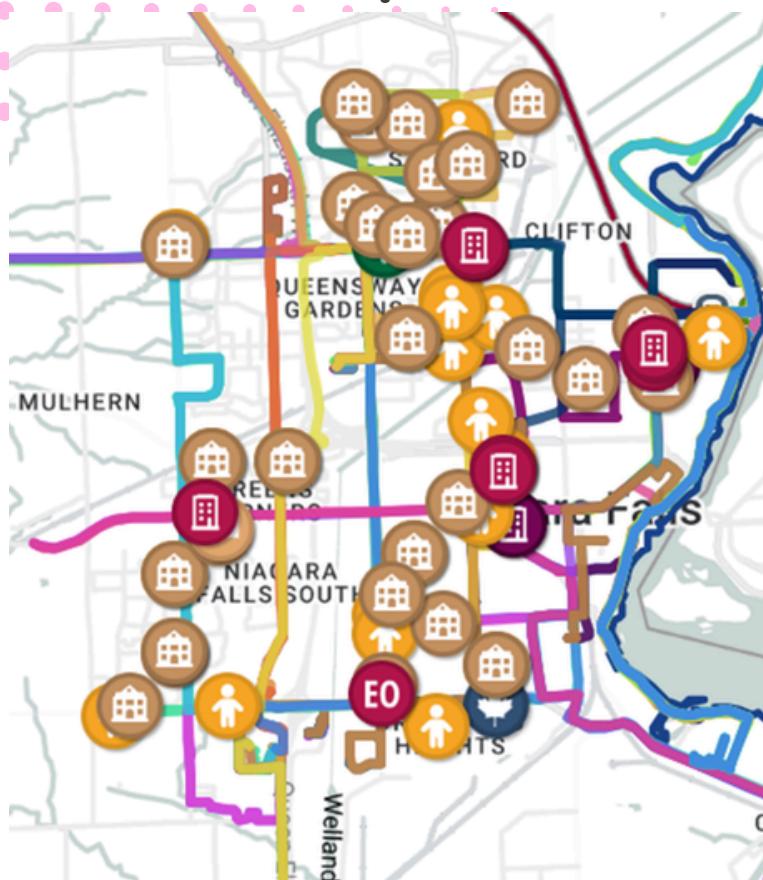
Data from Jan-Dec 2025 shows that there were a total of 7,677 new job posts and 1,779 companies hiring in Niagara Falls. In-demand occupations include retail salespersons, food service jobs, and cooks.



## In-Demand Occupations, 2025

Occupation	Job Posts	Median Wages
Retail salespersons and visual merchandisers	393	\$17.60
Food counter attendants, kitchen helpers and related support occupations	339	\$17.60
Cooks	336	\$18.00
Retail and wholesale trade managers	167	\$45.84
Food service supervisors	166	\$18.55

# Asset Map



	Transit Routes
	Education - Post Secondary
	Child Care Centres
	Education - Public Schools
	Education - Catholic Schools
	Employment Ontario Services
	Literacy & Adult Education
	Newcomer Agencies
	Ontario Disability Support Program
	Service Ontario
	Service Canada
	Other Employment Services

- **Transit routes**
- **Child-care centers** (ACW: Cherrywood Acres, Forestview, Niagara Community, Princess Margaret, Riverview, Sacred Heart, Boys and Girls Club of Niagara – St. Gabriel Lalemant Child Care Centre, Boys and Girls Club of Niagara Child Care Centre, Branscombe Early Learning and Family Centre, Centre éducatif les p'tigroux, Greensdale Before and After School Care, Kids Kastle Co-operative Nursery School, Kinder Academy Nursery School of Niagara, La Boite a Solei – LaMarsh, La Petite, Etoile de Niagara et Club apres l'ecole, Notre Dame Elementary Before & After School Program, Pathways Academy & Early Learning Centre, Stamford Green Day Nursery, Stars Day Care, Tots-N-Tikes, Valleyway Day Care Centre, Valleyway Day Care Centre – Mary Ward, Valleyway Day Care II – St. Ann's, Wee Care Day Care, YMCA Child Care: Cardinal Newman, Father Hennepin, Kate S. Durdan/Loretto, Orchard Park, St. Vincent De Paul)
- **Education – Public schools** (DSBN: Victoria (JK-6), Valley Way (JK-8), Simcoe St. (JK-8), River View (JK-8), Princess Margaret (JK-8), Prince Philip (1-8 FI), Orchard Park (JK-8), Martha Cullimore (JK-8), Kate S. Durdan (JK-8), John Marshall (JK-8), James Morden (JK-8), Heximer (JK-8), Greendale (JK-8), Forestview (JK-8), Cherrywood Acres (JK-8), Westlane Secondary, Stamford Collegiate, A. N. Myer Secondary, Thundering Heights)

# Asset Map Continued

- **Education – Catholic Schools** (*St. Vincent de Paul, St. Patrick, St. Mary, St. Gabriel Lalemant, Sacred Heart, Our Lady of Mount Carmel, Notre Dame, Mary Ward, Loretto Catholic, Father Hennepin, St. John Henry Newman, Saint Paul, Saint Michael*)
- **Employment Ontario Services** (*Niagara Employment Help Centre, YMCA of Niagara Employment & Newcomers Services, Employment Solutions*)
- **Literacy & Basic Skills - Adult education** (*St. Ann Adult Learning Centre (NCSDSB), Literacy for the Developmentally Disabled (DSBN)*)
- **Newcomer Agencies** (*Niagara Employment Help Centre, Niagara Folk Arts Multicultural Centre, Niagara Catholic District School Board – Adult and Continuing Education – St. Ann Adult Learning Centre, YMCA of Niagara – Newcomer Services, Multicultural Network of Niagara Falls, Niagara Falls Community Health Centre*)
- **Ontario Disability Support Program/Ontario Works** (*Niagara Falls Ontario Works*)
- **Service Ontario**
- **Service Canada**
- **Other employment services** (*Niagara Folk Arts Multicultural Centre, Service Canada Centres for Youth, March of Dimes Canada*)

# Sources

- Statistics Canada. Table 17-10-0155-01 Population estimates, July 1, by census subdivision, 2021 boundaries
- IRCC (2025). Monthly Updates.
  - **Note:** *Annual admission of permanent residents reflects the change between 2023-2024.*
- Statistics Canada. F-01: Summary census family income table, 2022. Data accessed through the Community Data Program.
  - **Individual median total income:** includes non-family persons (not part of a census family or economic family. Includes individuals living alone, those living with non-family relatives, or those living with other non-family persons).
- Workforce Collective (2025). Job Board Data Aggregator.
- Job Bank of Canada (2025). Wage Reports:  
<https://www.jobbank.gc.ca/wagereport/occupation/17215>
  - **Note:** *Hourly wages were taken from the Job Bank of Canada and reflects the Niagara-Hamilton Economic Region. Data were collected in 2023-2024.*
- **Asset Map:** Workforce Collective (2025). Jobs Map. <https://workforcecollective.ca/map/>

