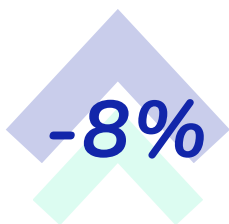
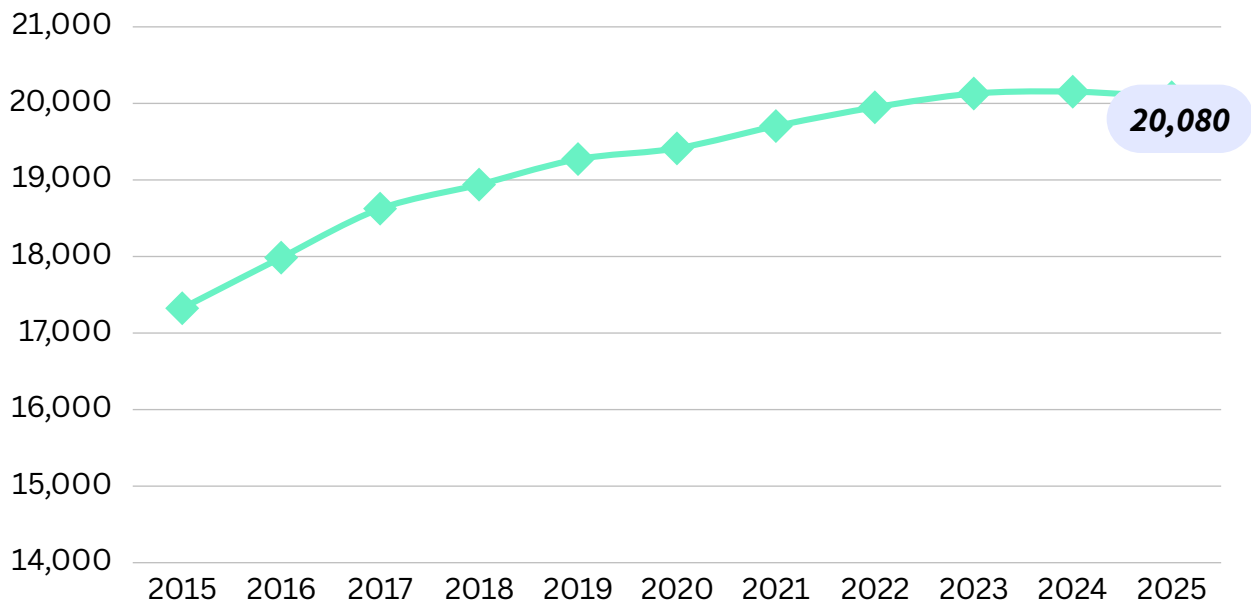


# Niagara-on-the-Lake

## Population Trends, 2015-2025

Niagara-on-the lake’s population declined by 0.4% annually and has grown by 15.9% over the past 10 years. From tax filers data, the median total income (individual) for Niagara-on-the-Lake in 2022 was \$44,000.

Figure 1. Annual Population Estimates



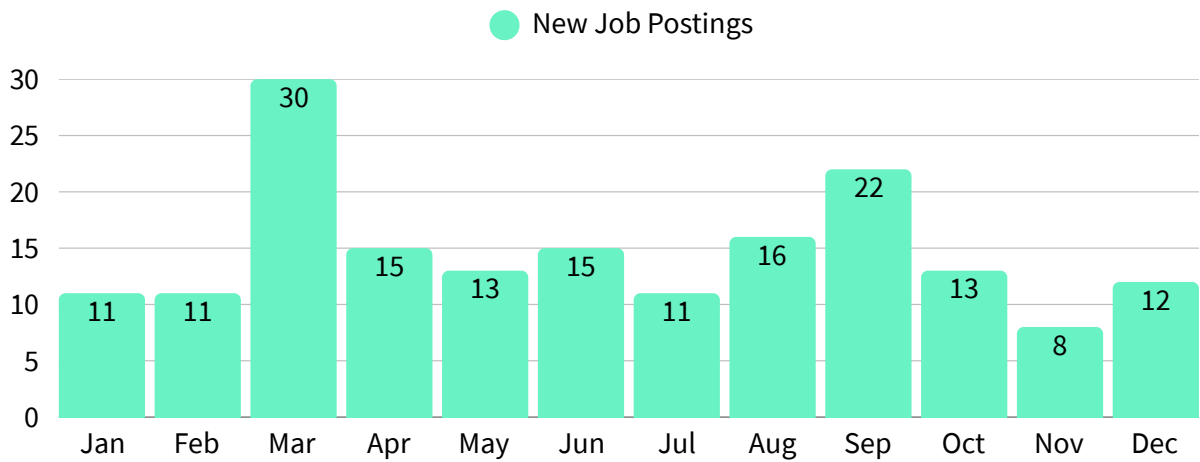
*annual decline of 5 permanent resident admissions*

	2022 Income
Families	\$112,190
Individual	\$44,000

# Job Demand and Wages

## Job Posts and Employers, 2025

Data from Jan-Dec 2025 shows that there were a total of 177 new job posts and 49 companies hiring in Niagara-on-the-Lake. In-demand occupations include food service jobs, food and beverage servers, and retail salespersons.



## In-Demand Occupations, 2025

Occupation	Job Posts	Median Wages
Food counter attendants, kitchen helpers and related support occupations	9	\$17.60
Food and beverage servers	8	\$17.60
Retail salespersons and visual merchandisers	7	\$17.60
Chefs	6	\$22.00
Drafting technologists and technicians	5	\$32.05

# Asset Map



- **Transit routes**
- **Education – Post Secondary** (*Niagara College Niagara-on-the-Lake Campus*)
- **Child-care centers** (*YMCA Child Care – Crossroads, Niagara Nursery School and Child Care Centre, Maple Leaf Montessori, Way to Grow Daycare – St. Davids*)
- **Education – Public schools** (*St. Davids (JK-8), Crossroads (JK-8)*)
- **Education – Catholic schools** (*St. Michael*)
- **Literacy & Basic Skills - Adult education** (*Niagara College Glendale Campus - Academic Upgrading*)
- **Newcomer Agencies** (*Agriculture Workers Alliance, Virgil Centre, Niagara College, Niagara on the Lake Campus, Programs and Services for Newcomers to Canada, Niagara College, Niagara-on-the-Lake Campus, International Education Division, Programs and Services for Newcomers to Canada, Internationally Trained Immigrant (ITI) Advising Program*)
- **Service Ontario**
- **Other employment services** (*Niagara College, Niagara on the Lake Campus, Summer Jobs Service*)

# Sources

- Statistics Canada. Table 17-10-0155-01 Population estimates, July 1, by census subdivision, 2021 boundaries
- IRCC (2025). Monthly Updates.
  - **Note:** *Annual admission of permanent residents reflects the change between 2023-2024.*
- Statistics Canada. F-01: Summary census family income table, 2022. Data accessed through the Community Data Program.
  - **Individual median total income:** includes non-family persons (not part of a census family or economic family. Includes individuals living alone, those living with non-family relatives, or those living with other non-family persons).
- Workforce Collective (2025). Job Board Data Aggregator.
- Job Bank of Canada (2025). Wage Reports:  
<https://www.jobbank.gc.ca/wagereport/occupation/17215>
  - **Note:** *Hourly wages were taken from the Job Bank of Canada and reflects the Niagara-Hamilton Economic Region. Data were collected in 2023-2024.*
- **Asset Map:** Workforce Collective (2025). Jobs Map. <https://workforcecollective.ca/map/>

