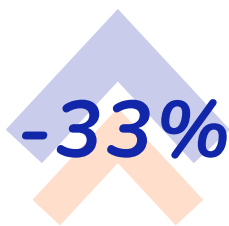
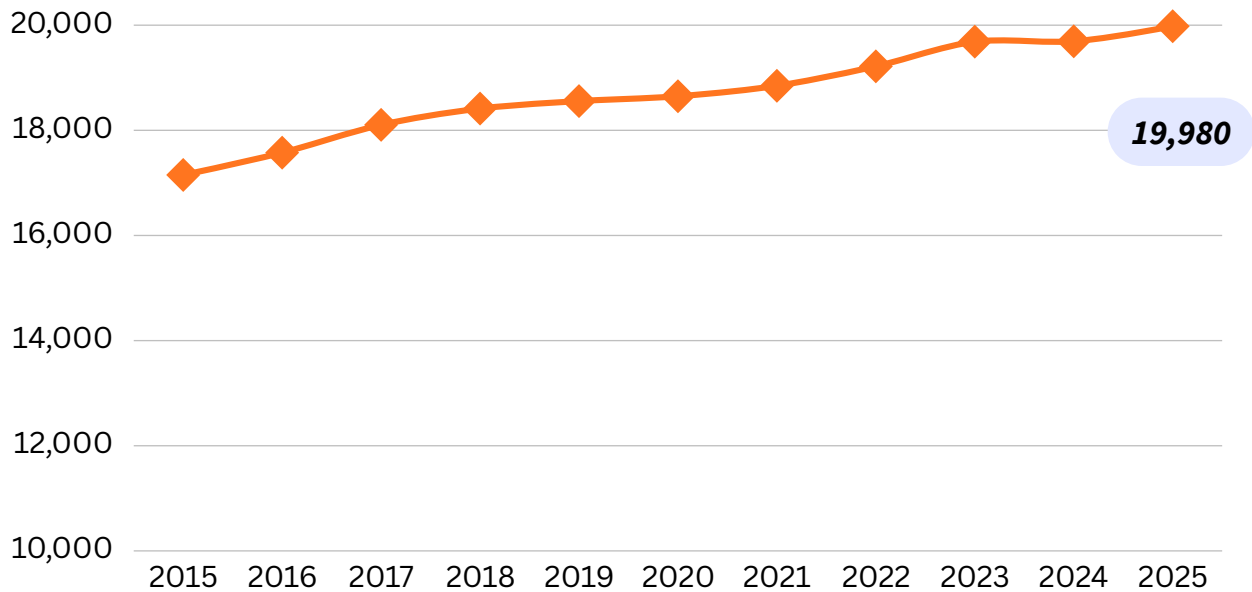


Pelham

Population Trends, 2015-2025

Pelham’s population grew by 1.5% annually and has grown by 16.5% over the past 10 years. From tax filers data, the median total income (individual) for Pelham in 2022 was \$45,270.

Figure 1. Annual Population Estimates



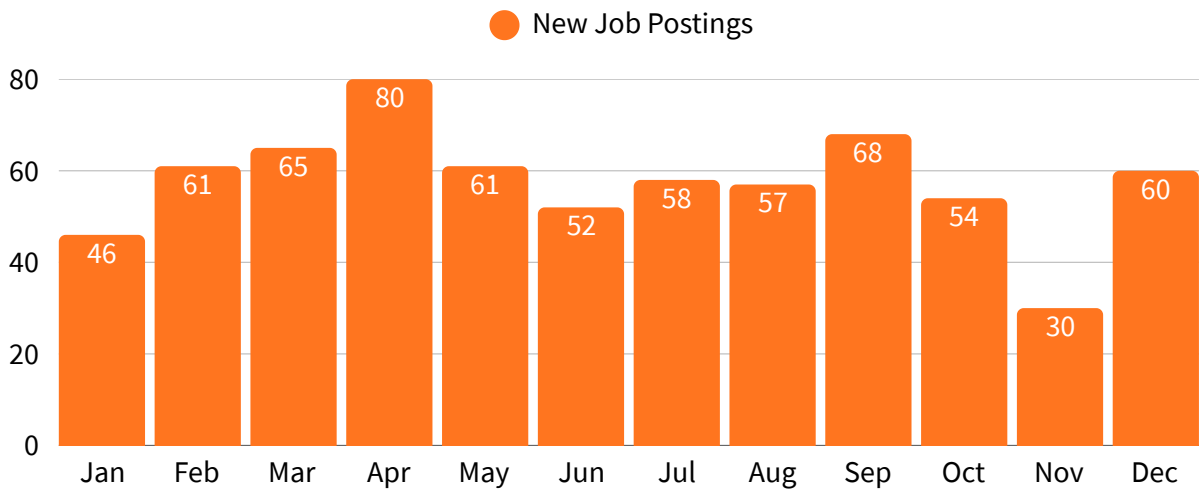
annual decline of 15 permanent resident admissions

	2022 Income
Families	\$127,760
Individual	\$45,270

Job Demand and Wages

Job Posts and Employers, 2025

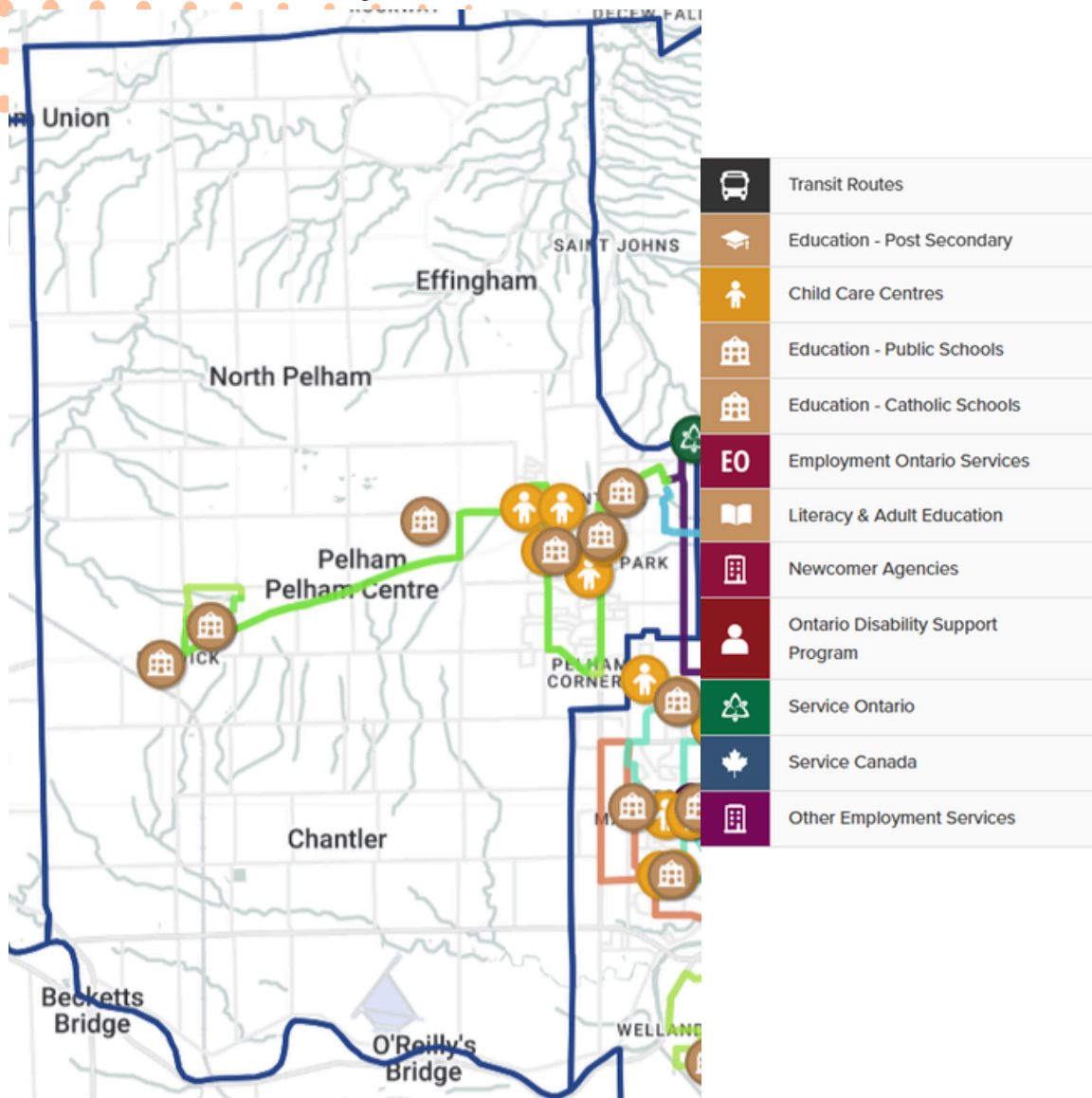
Data from Jan-Dec 2025 shows that there were a total of 692 new job posts and 226 companies hiring in Pelham. In-demand occupations include food service jobs, home support workers, and cooks.



In-Demand Occupations, 2025

Occupation	Job Posts	Median Wages
Food counter attendants, kitchen helpers and related support occupations	44	\$17.60
Home support workers, caregivers and related occupations	40	\$22.00
Cooks	37	\$18.00
Retail salespersons and visual merchandisers	33	\$17.60
Construction trades helpers and labourers	22	\$27.00

Asset Map



- **Transit routes**
- **Child-care centers** (ACW – Lookout Ridge, ACW – Wellington Heights, Fonthill Montessori Preschool, Maple Crest Early School, Way to Grow Pelham, YMCA Child Care – Glynn A. Green, YMCA Child Care – St. Alexander)
- **Education – Public schools** (A.K. Wigg (JK-8), E.L. Crossley Secondary, Glyn A. Green (JK-8), Wellington Heights (JK-8))
- **Education – Catholic schools** (St. Ann, St. Alexander)
- **Newcomer Agencies** (Chez Marie Refugee Assistance Centre)
- **Service Ontario**

Sources

- Statistics Canada. Table 17-10-0155-01 Population estimates, July 1, by census subdivision, 2021 boundaries
- IRCC (2025). Monthly Updates.
 - **Note:** *Annual admission of permanent residents reflects the change between 2023-2024.*
- Statistics Canada. F-01: Summary census family income table, 2022. Data accessed through the Community Data Program.
 - **Individual median total income:** includes non-family persons (not part of a census family or economic family. Includes individuals living alone, those living with non-family relatives, or those living with other non-family persons).
- Workforce Collective (2025). Job Board Data Aggregator.
- Job Bank of Canada (2025). Wage Reports:
<https://www.jobbank.gc.ca/wagereport/occupation/17215>
 - **Note:** *Hourly wages were taken from the Job Bank of Canada and reflects the Niagara-Hamilton Economic Region. Data were collected in 2023-2024.*
- **Asset Map:** Workforce Collective (2025). Jobs Map. <https://workforcecollective.ca/map/>

