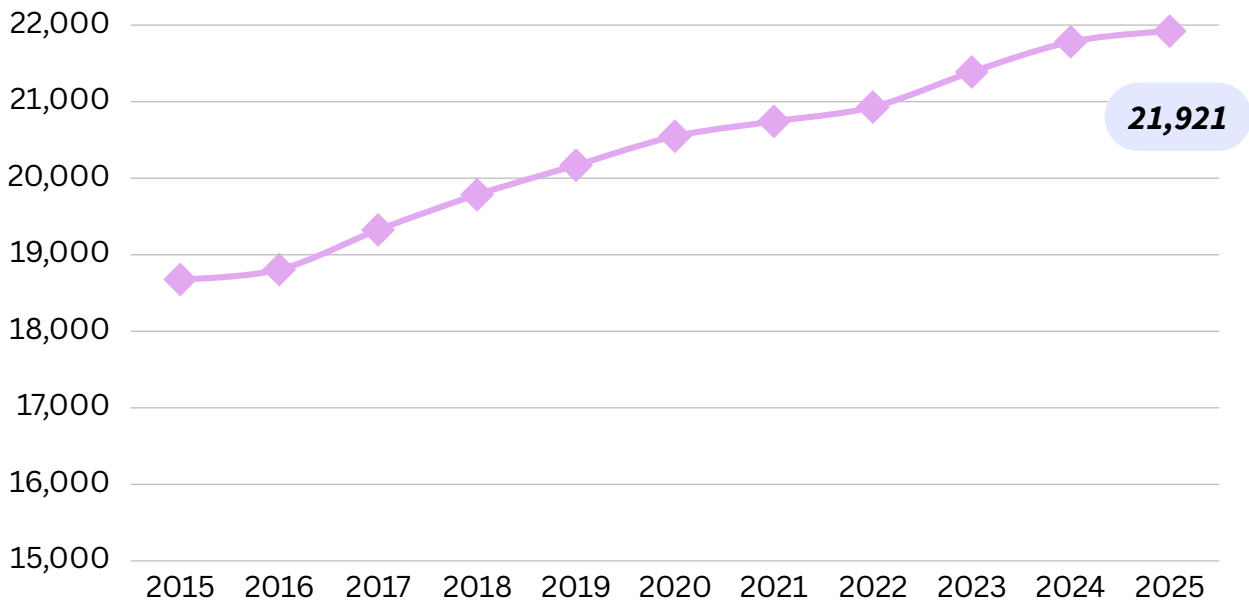


Port Colborne

Population Trends, 2015-2025

Port Colborne’s population grew by 0.6% annually and has grown by 17.4% over the past 10 years. From tax filers data, the median total income (individual) for Port Colborne in 2022 was \$33,230.

Figure 1. Annual Population Estimates



67%

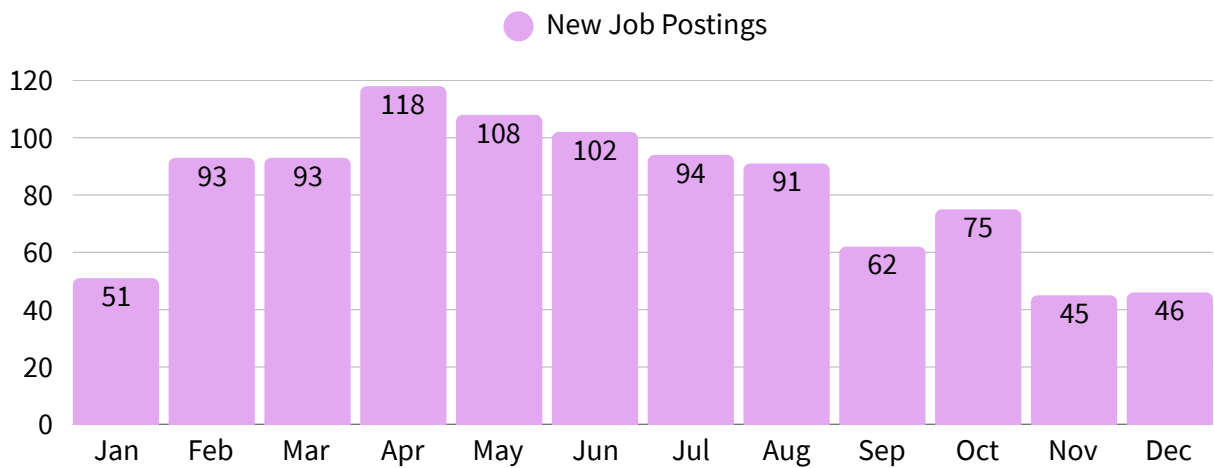
annual increase of 10 permanent resident admissions

	2022 Income
Families	\$86,730
Individual	\$33,230

Job Demand and Wages

Job Posts and Employers, 2025

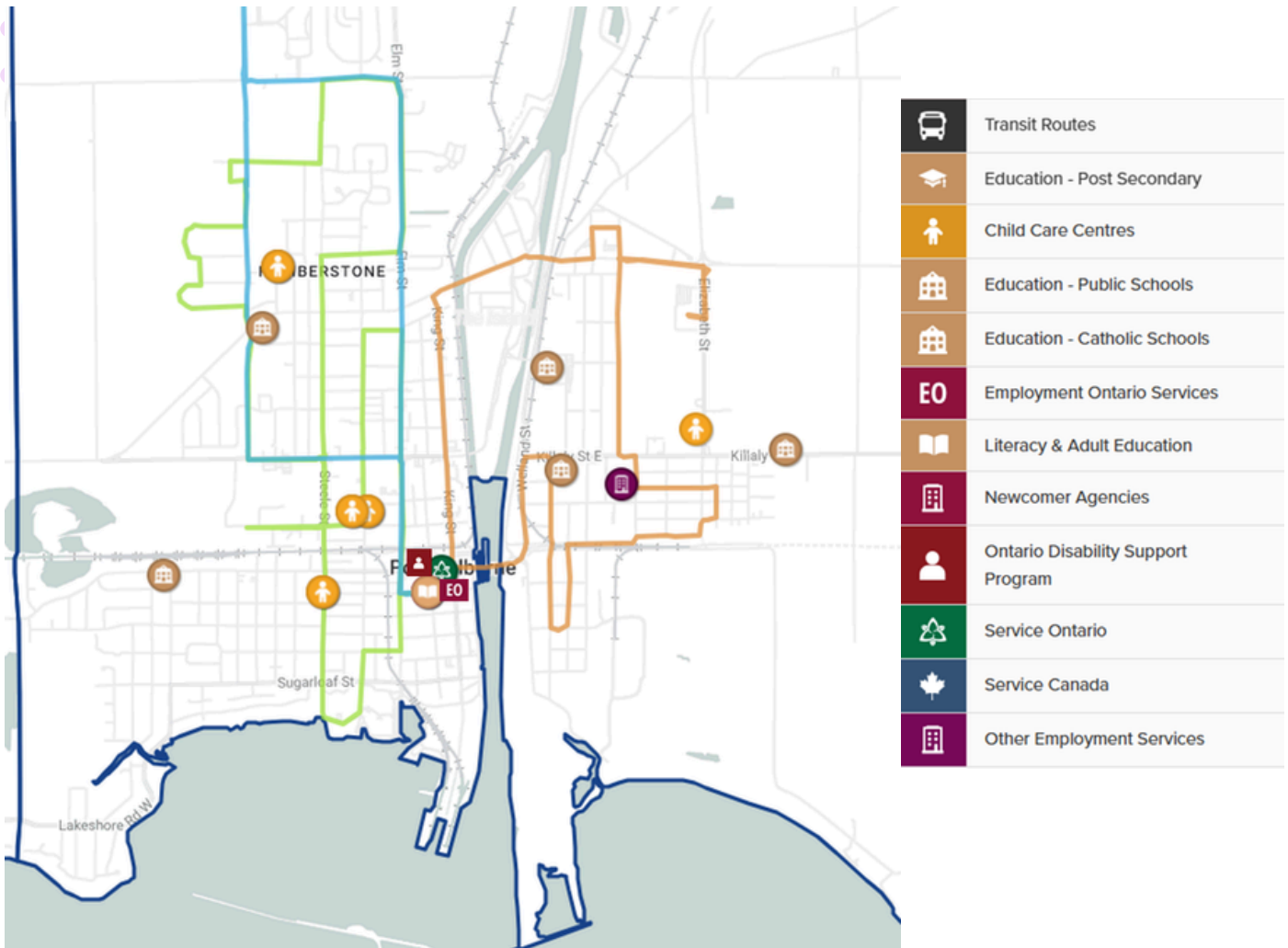
Data from Jan-Dec 2025 shows that there were a total of 978 new job posts and 262 companies hiring in Port Colborne. In-demand occupations include food service jobs, home support workers, and cooks.



In-Demand Occupations, 2025

Occupation	Job Posts	Median Wages
Food counter attendants, kitchen helpers and related support occupations	56	\$17.60
Home support workers, caregivers and related occupations	39	\$22.00
Cooks	35	\$18.00
Social and community service workers	30	\$26.00
Food service supervisors	30	\$18.55

Asset Map



- **Transit routes**
- **Child-care centers** (ACW – Oakwood, ACW - First Friends, ACW – McKay, La Boite a Soleil - St. Joseph, Port Colborne Regional Child Care Centre)
- **Education - Public schools** (Oakwood, Dewitt Carter, Steele St., Port Colborne High, McKay)
- **Education - Catholic schools** (St. Patrick, St. John Bosco, Lakeshore Catholic, St. Therese)
- **Employment Ontario Services** (PC Works Employment Services)
- **Literacy & Basic Skills - Adult education** (PC Works, Literacy and Basic Skills)
- **Ontario Disability Support Program/Ontario Works** (Port Colborne Ontario Works (OW))
- **Service Ontario**
- **Other employment services** (Community Living Port Colborne-Wainfleet)

Sources

- Statistics Canada. Table 17-10-0155-01 Population estimates, July 1, by census subdivision, 2021 boundaries
- IRCC (2025). Monthly Updates.
 - **Note:** *Annual admission of permanent residents reflects the change between 2023-2024.*
- Statistics Canada. F-01: Summary census family income table, 2022. Data accessed through the Community Data Program.
 - **Individual median total income:** includes non-family persons (not part of a census family or economic family. Includes individuals living alone, those living with non-family relatives, or those living with other non-family persons).
- Workforce Collective (2025). Job Board Data Aggregator.
- Job Bank of Canada (2025). Wage Reports:
<https://www.jobbank.gc.ca/wagereport/occupation/17215>
 - **Note:** *Hourly wages were taken from the Job Bank of Canada and reflects the Niagara-Hamilton Economic Region. Data were collected in 2023-2024.*
- **Asset Map:** Workforce Collective (2025). Jobs Map. <https://workforcecollective.ca/map/>

