
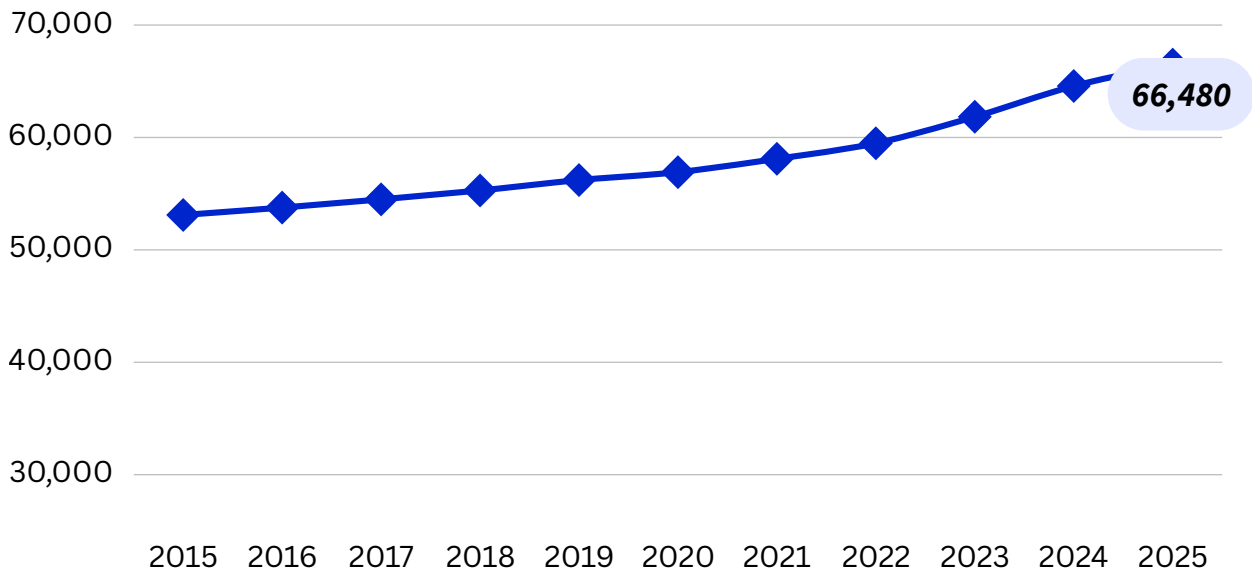


Welland

Population Trends, 2015-2025

Welland’s population grew by 2.9% annually and has grown by 25.2% over the past 10 years. From tax filers data, the total median income (individual) for Welland in 2022 was \$30,660.

Figure 1. Annual Population Estimates



annual increase of 30 permanent resident admissions

	2022 Income
Families	\$75,990
Individual	\$30,660

Job Demand and Wages

Job Posts and Employers, 2025

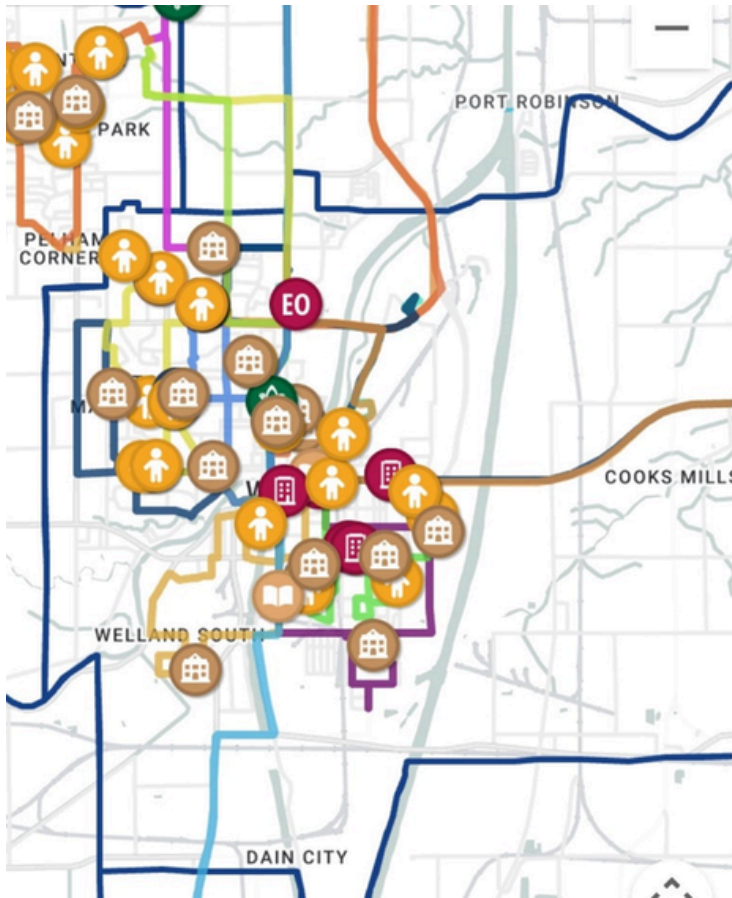
Data from Jan-Dec 2025 shows that there were a total of 3,254 new job posts and 762 companies hiring in Welland. In-demand occupations include retail salespersons, food service jobs, and home support workers.



In-Demand Occupations, 2025

Occupation	Job Posts	Median Wages
Retail salespersons and visual merchandisers	177	\$17.60
Food counter attendants, kitchen helpers and related support occupations	141	\$17.60
Home support workers, caregivers and related occupations	106	\$22.00
Social and community service workers	93	\$26.00
Retail and wholesale trade managers	78	\$45.84

Asset Map



	Transit Routes
	Education - Post Secondary
	Child Care Centres
	Education - Public Schools
	Education - Catholic Schools
	Employment Ontario Services
	Literacy & Adult Education
	Newcomer Agencies
	Ontario Disability Support Program
	Service Ontario
	Service Canada
	Other Employment Services

- **Transit routes**
- **Education – Post Secondary** (*Niagara College – Welland Campus*)
- **Child-care centers** (*ACW: Kids World, Ross, St. Andrew, Woodlawn, La Boite a Soleil: Empress, Fitch Street, Franco-Niagara, Nouvel Horizon, Quaker Before and After School Care, Sacred Heart Day Nursery, St. David’s Co-operative Nursery School, Welland Parent Child Care Centre, Welland Regional Child Care Centre, YMCA: Alexander Kuska, Father Fogarty, Glendale, Holy Name*)
- **Education – Public schools** (*DSBN JK-8: Diamond Trail, Fitch St, Glendale, Gordon, Plymouth, Princess Elizabeth, Quaker Road, Ross, Eastdale Secondary, Welland Centennial, Bridgeview FI, McKay*)
- **Education – Catholic schools** (*Notre Dame, St. Mary, St. Kevin, St. Augustine, St. Andrew, Holy Name, Alexander Kuska*)
- **Employment Ontario Services** - (*Employment solutions, CERF Niagara, Job Gym Employment Services*)
- **Literacy & Basic Skills** - (*L’ABC Communautaire, College Boreal – Welland Access Centre, Niagara College – Academic Upgrading, Father Patrick H Fogarty Adult Learning Centre*)
- **Newcomer Agencies** - (*CERF Niagara, Centre de Sante’ Communautaire Hamilton/Niagara, Niagara College*)
- **Ontario Disability Support Program/Ontario Works** - (*Welland Ontario Works*)
- **Service Ontario**
- **Service Canada**
- **Other employment services** - (*Niagara Women’s Enterprise Centre, Service Canada Centres for Youth*)

Sources

- Statistics Canada. Table 17-10-0155-01 Population estimates, July 1, by census subdivision, 2021 boundaries
- IRCC (2025). Monthly Updates.
 - **Note:** *Annual admission of permanent residents reflects the change between 2023-2024.*
- Statistics Canada. F-01: Summary census family income table, 2022. Data accessed through the Community Data Program.
 - **Individual median total income:** includes non-family persons (not part of a census family or economic family. Includes individuals living alone, those living with non-family relatives, or those living with other non-family persons).
- Workforce Collective (2025). Job Board Data Aggregator.
- Job Bank of Canada (2025). Wage Reports:
<https://www.jobbank.gc.ca/wagereport/occupation/17215>
 - **Note:** *Hourly wages were taken from the Job Bank of Canada and reflects the Niagara-Hamilton Economic Region. Data were collected in 2023-2024.*
- **Asset Map:** Workforce Collective (2025). Jobs Map. <https://workforcecollective.ca/map/>

